




Relays, Contactors & Switches > Switches > Push Button Switches



Configuration (Pole-Throw): **Single Pole - Single Throw**

Push Button Switch Product Type: **Switch**

Number of Actuators: **Single**

Actuator Profile: **Extended**

Bushing Style: **Threaded**

Features

Product Type Features

Dust Proof	No
Push Button Switch Product Type	Switch
Illuminated	No
Actuator Style	Round

Configuration Features

ESD Grounding Terminal	Without
Ganged	No
Configuration (Pole-Throw)	Single Pole - Single Throw
Number of Actuators	Single
Snap Action	Without
Support Bracket	Without
Tactile	No
Operating Function	Off [On]

Electrical Characteristics

--	--



Push Button Switch Voltage Rating	28 VDC
-----------------------------------	--------

Body Features

Case Material	Diallyl Phthalate (DAP)
Actuator Material	Thermoplastic Polyester
Actuator Profile	Extended
Bushing Style	Threaded
Bushing Thread Size	10-48 UNC-2A
Actuator Color	Black

Contact Features

Push Button Switch Contact Current Rating	3 A
Switch Contact Plating Material	Silver

Termination Features

Termination Type	Printed Circuit
------------------	-----------------

Mechanical Attachment

Mounting Angle	Vertical
Screw & Hole Thread Size	10-48
Push Button Switch Mounting Type	Through Hole

Housing Features

Low Profile	No
Process Sealed	No

Dimensions

Actuator Length	3.94 mm [.155 in]
-----------------	-------------------

Usage Conditions

Temperature Rating	Standard
--------------------	----------

Packaging Features

Packaging Method	Loose Piece
------------------	-------------

Other

Comment	(On) indicates momentary position.
---------	------------------------------------

Product Compliance

[For compliance documentation, visit the product page on TE.com>](#)











EU RoHS Directive 2011/65/EU	Compliant with Exemptions
EU ELV Directive 2000/53/EC	Compliant with Exemptions
China RoHS 2 Directive MIIT Order No 32, 2016	Restricted Materials Above Threshold
EU REACH Regulation (EC) No. 1907/2006	Current ECHA Candidate List: JUNE 2022 (224) Candidate List Declared Against: JUNE 2022 (224) Does not contain REACH SVHC
Halogen Content	Low Halogen - Br, Cl, F, I < 900 ppm per homogenous material. Also BFR/CFR/PVC Free
Solder Process Capability	Not applicable for solder process capability

Product Compliance Disclaimer

This information is provided based on reasonable inquiry of our suppliers and represents our current actual knowledge based on the information they provided. This information is subject to change. The part numbers that TE has identified as EU RoHS compliant have a maximum concentration of 0.1% by weight in homogenous materials for lead, hexavalent chromium, mercury, PBB, PBDE, DBP, BBP, DEHP, DIBP, and 0.01% for cadmium, or qualify for an exemption to these limits as defined in the Annexes of Directive 2011/65/EU (RoHS2). Finished electrical and electronic equipment products will be CE marked as required by Directive 2011/65/EU. Components may not be CE marked. Additionally, the part numbers that TE has identified as EU ELV compliant have a maximum concentration of 0.1% by weight in homogenous materials for lead, hexavalent chromium, and mercury, and 0.01% for cadmium, or qualify for an exemption to these limits as defined in the Annexes of Directive 2000/53/EC (ELV). Regarding the REACH Regulation, the information TE provides on SVHC in articles for this part number is based on the latest European Chemicals Agency (ECHA) 'Guidance on requirements for substances in articles' posted at this URL: <https://echa.europa.eu/guidance-documents/guidance-on-reach>

Compatible Parts

 <p>TE Part # 2267072-1 PMS9P1B10M2RE</p>	 <p>TE Part # 2267072-2 PMS9P1B10M6RE</p>	 <p>TE Part # 2267072-3 PMD9P1B10M6RE</p>	 <p>TE Part # 2267072-4 PMS9P1B10M2QE</p>
 <p>TE Part # 2267073-1 PMS9P1B07M2RE</p>	 <p>TE Part # 2267074-1 PMS9P1B05M2RE</p>	 <p>TE Part # 2267074-2 PMS9P1B05M6RE</p>	 <p>TE Part # 2267074-4 PMS9P1B05M2QE</p>



Documents

Product Drawings

[PMS9P1B05M2QE](#)

English

CAD Files

[3D PDF](#)

3D

Customer View Model

[ENG_CVM_CVM_2267074-3_A_c-2267074-3-a.2d_dxf.zip](#)

English

Customer View Model

[ENG_CVM_CVM_2267074-3_A_c-2267074-3-a.3d_igs.zip](#)

English

Customer View Model

[ENG_CVM_CVM_2267074-3_A_c-2267074-3-a.3d_stp.zip](#)

English

By downloading the CAD file I accept and agree to the [Terms and Conditions](#) of use.

Datasheets & Catalog Pages



Subminiature Switches

English